



**AQHA YOUNG HORSE
DEVELOPMENT PROGRAM**



2021 Record Book

December 2020


Welcome!

Congratulations on your commitment to participating in the 2021 AQHA Ranching Heritage Young Horse Development Program. The Young Horse Development (YHD) Program is an educational horsemanship program challenging AQHA youth to further their horsemanship knowledge, skills and abilities, and providing the opportunity to earn scholarships and prizes. Conceptualized as a way to provide youth with quality weanlings from AQHA Ranching Heritage Breeders, the program continues to be greatly supported by weanling donations.

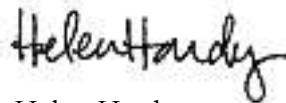
Throughout the nine-month program, you will be required to complete a number of units, including: train your horse; study, track, and be evaluated on a variety of horsemanship-related topics; submit reports, photos and videos; attend events; have a mentoring session with a Professional Horseman.

The ongoing effort you put into this program will determine the ways you and your horse benefit from it, so you're encouraged to plan ahead, regularly invest your time, fulfill all your requirements, and make the most of this unique experience. We look forward to working with you.

Sincerely,



Katie Reynolds
Director of Youth Development & AQHYA



Helen Hardy
Manager of Youth Development & AQHYA

YOUNG HORSE DEVELOPMENT PROGRAM RECORD BOOK INFORMATION

Records should be kept throughout the program, but not before January 1st, 2021.

Guidelines

1. Fulfilling Requirements

To fulfill your Young Horse Development Program requirements, you must complete these requirements:

- a. Have your horse in your possession by December 31, 2020. The horse may be a donated horse assigned to you by AQHA or may be purchased from a Ranching Horse breeder. If purchased, AQHA must be notified of the selected horse by December 1, 2020.
 - b. Complete each unit within this record book and submit it to the AQHA Youth Department by the deadline indicated in each unit. If you need additional pages, make additional copies. It is preferred that you use the formats provided in this book, except for essays or where otherwise noted.
 - c. The information required to complete this packet is the minimum requirement for successful completion of the AQHA Young Horse Development Program.
- #### 2. Program Deadlines
- a. Requirements must be submitted and received in the Youth Department according to the deadlines noted in this record book. See individual units for deadlines.
 - b. Materials turned in late may be penalized or may not be considered for competition.
 - c. It is the responsibility of the participant to ensure materials are received.
- #### 3. Submission Guidelines
- a. All participants are required to register for the free AQHA Young Horse Development course on American Quarter Horse University (AQHU) by January 10, 2020. Registration info and instructions will be emailed.
 - b. Unless otherwise noted, completed assignments must be submitted to the AQHA Young Horse Development course on AQHU by the deadline indicated in each unit.
 - c. Materials must be submitted to the appropriate AQHU submission folder.
 - d. Video submissions must be viewable by evaluators and videos that are not viewable by evaluators may not be evaluated.
 - e. Questions regarding AQHU or submissions should be directed to the AQHA Youth Department at youth@aqha.org.

4. Evaluation

- a. Record Book components must meet the minimum requirements to be judged.
- b. Record Book evaluation and scoring will be based on the following:
 - i. Completeness
 - ii. Accuracy
 - iii. Content
 - iv. Quality of work
 - v. Presentation and appropriate training of horse
 - vi. Timeliness

c. Possible Points:

A total of 220 possible points may be awarded to each participant throughout the course of the program. Please note, the total number of possible points and assignments may be adjusted throughout program at staff's discretion. Participants will be made aware of any changes to the below.

- i. Thank You Note #1 5 points
- ii. Program Goal Sheet 5 points
- iii. Monthly Reports 5 points/month (45 points)
- iv. Quarterly Progress Reports 10 points/each (30 points)
Due April, July, Sept.
- v. Video Update to Ranching Heritage Breeder 10 points
- vi. Professional Horseman Session 10 points
- vii. Competition & Show Manager Report 10 points
- viii. Income & Expenses 10 points
- ix. Growth Chart 5 points
- x. Program Summary Sheet 10 points
- xi. Nutrition Test 10 points
- xii. Video of In-Hand Trail Course 20 points
- xiii. Assignments 30 points
- xiv. Wildcard Points 10 points
- xv. Participation 5 points
- xvi. Thank You Note #2 5 points

Possible Total: 220 points

5. Judging

- a. Materials turned in after the indicated deadlines may be penalized or may not be considered for competition.
- b. Record Book contents and other materials become the property of AQHA.
- c. Scores for each unit may be provided to each participant upon request. Other participants' scores will not be shared. Ranking will not be shared until the completion of the program.
- d. AQHA will ensure all assignments are evaluated and judged honestly, fairly and impartially. Different evaluators will score and may provide feedback on assignments throughout the program. Scores and judges' decisions are final.

6. Rules & Regulations

- a. In addition to the Young Horse Development guidelines, participants are required to adhere to AQHA rules as stated in the current AQHA Handbook.

RECORD BOOK TABLE OF CONTENTS CHECKLIST

Check off these contents as they are completed.

- Communications & Social Media Group
- Thank You Note #1
- Program Goal Sheet
- Monthly Reports
 - January
 - February
 - March
 - April
 - May
 - June
 - July
 - August
 - September
- Quarterly Progress Reports
 - April
 - July
 - September
- Video Update to Ranching Heritage Breeder
- Professional Horseman Session
- Competition & Show Manager Report
- Income & Expenses
- Growth Chart
- Program Summary Sheet
- Nutrition Test
- Video of In-Hand Trail course
- Assignments
- Wildcard Points
- Thank You Note #2

1. COMMUNICATIONS & SOCIAL MEDIA GROUP

Communications

AQHA staff will communicate with participants on an ongoing basis. Any changes in contact information must be provided to AQHA immediately. Although staff will make every effort to communicate with participants, it is the responsibility of participants to ensure they are receiving and reading information as well as meeting program deadlines and requirements.

Questions should be directed to the Youth Department. This allows the fastest response time by any of the members of our youth team.

Youth Department

806.378.4330

youth@aqha.org

Youth Department Staff

Katie Reynolds, Director of Youth Development & AQHYA

Helen Hardy, Manager of Youth Development & AQHYA

Social Media

Although it is not required, all members of the group are highly encouraged to interact with each other on Facebook. Program participants will be given access to a private Facebook group comprised of current and past participants, their parents, and select AQHA staff and program supporters at staff's discretion. Membership in this Facebook group is limited and requires approval. This is an excellent way to share knowledge, connect with other members, and receive reminders and updates. The name of this page is AQHA Ranching Heritage Young Horse Development.

2. THANK YOU NOTE TO RANCHING HERITAGE BREEDER #1

DUE DATE FEBRUARY 5th

In 2010, Jim Hunt, the chairman of the AQHA Ranching Committee, and his wife Joni were discussing the challenges young people have of purchasing a quality ranch-bred horse and young families have of entering a relatively expensive industry. Jim and Joni recognized the need for our equestrian world to reach out to folks who have an interest in our industry by doing something very special to help them become lifelong Quarter Horse lovers.

Jim and Joni decided to give away at least six quality weanlings a year to young teenagers who were passionately interested and capable of caring for, starting and eventually showing those horses in AQHA, 4-H and other competitions. To date, the Hunts have given away more than 40 colts since they started. And they're not the only ones- the Hunts started a movement among their fellow Ranching Heritage Breeders. More than 40 horses were donated by breeders across the nation for the 2021 program.

Ranching Heritage Breeders believe in youth members like you.

As Jim Hunt said, "It's not important how many of these colts we have given away. We give away quality colts, not the bottom end, and it doesn't cost us anything. The reward we receive is watching how these colts impact the lives of young people, and that's way more valuable than the price these colts would bring at auction."

These breeders believe working with this horse- the one they bred- can change your life. They want to give you the opportunity to exercise commitment, patience, work ethic and responsibility. They want you to further your education and gain knowledge. Throughout the program, you are highly encouraged to stay in regular contact with your breeder and send them updates of your progress.

It's time to say thank you to the breeder who provided you with an exceptional weanling. Whether it was donated or sold to you, your new horse comes from years of breeding and found its way to you because of a commitment to the future of the American Quarter Horse.

- **Write a handwritten thank you note to your weanling's breeder. Put the note in an unsealed, stamped envelope addressed to the breeder. Enclose that in an outer envelope and mail it to:**

AQHA, Attn: Youth Department
P.O. Box 200
Amarillo, TX 79168

- **In AQHU, log the date you mailed your thank you note to AQHA.**

NAME: _____

3. PROGRAM GOAL

DUE DATE FEBRUARY 5th

Describe the goals you plan to accomplish by participating in the Young Horse Development Program. Use extra sheets if necessary. Please submit completed form to AQHU in the program goal sheet submission folder.

Example: I plan to improve my horsemanship skills by learning how to manage and train a weanling. I'm especially interested in teaching my horse to quietly and consistently respond to pressure on any part of his body to make future training and handling easier.

Goal 1 _____

Goal 2 _____

Goal 3 _____

Goal 4 _____

Goal 5 _____

4. MONTHLY REPORTS

DUE DATE 5th OF EACH MONTH

Each month, complete and submit a monthly report consisting of three pieces: a horsemanship report; a photo of your horse; a completed monthly survey. Reports are due by the fifth of the following month.

Month	Report Due Date
<input type="checkbox"/> January	February 5 th
<input type="checkbox"/> February	March 5 th
<input type="checkbox"/> March	April 5 th
<input type="checkbox"/> April	May 5 th
<input type="checkbox"/> May	June 5 th
<input type="checkbox"/> June	July 5 th
<input type="checkbox"/> July	August 5 th
<input type="checkbox"/> August	September 5 th
<input type="checkbox"/> September	October 5 th

Monthly Report Requirements

1. Horsemanship Report- Using the form on the next page (or a similar Excel spreadsheet), detail your training, health care, grooming, and other activities. Please do not record time spent feeding and watering your horse or cleaning its stall or pen.
2. Photo- Submit a clear full body profile photo of your horse.
3. Survey- Complete and submit the monthly survey provided on AQHU.

These items should be submitted to AQHU in the appropriate monthly report submission folder.

5. QUARTERLY PROGRESS REPORTS

DUE DATES BELOW

Write a one to two-page progress report on your project. The report should highlight significant events regarding the care of the horse, current goals, training progress and achievements, any challenges you've incurred, as well as anything else you'd like to share. The report should provide a detailed overview of the past few months.

Progress Report

- Quarter 1 (Jan-March)
- Quarter 2 (April-June)
- Quarter 3 (July-Sept)

Report Due Date

- April 5th
- July 5th
- October 5th

6. VIDEO UPDATE TO RANCHING HERITAGE BREEDER

DUE DATE MAY 30th

As we approach the halfway mark for the program year, we know the Ranching Heritage Breeder who bred your horse will be interested to see and hear about your progress. Please create a video that is five minutes or less for your breeder outlining the information below:

1. Remember this video will be shared with your breeder, so explain this assignment and keep your video friendly and conversational.
2. Begin with a greeting to your breeder and/or ranch. Be sure to include your name, your horse's name, and a courteous hello to your breeder.
3. Footage of horse from various angles, footage of you working with horse.
4. Discuss current program and training projects, nutrition, next steps/goals for program and training. This is also a good time to share anything you're particularly proud of or excited about with your horse, and if you have any questions in mind that you plan to contact them with.
5. Closing message, including another thank you to your breeder along with an invitation for them to reach out anytime they'd like an update.

The video can be taken from a smartphone or other video recorder. Video should be uploaded to YouTube and the link to the video should be emailed to your breeder; please carbon copy youth@aqha.org in that email. Additionally, please submit the video to AQHU by including the link in the AQHU Video Update to Breeder Assignment Folder.

7. PROFESSIONAL HORSEMAN CHECKLIST

DUE DATE AUGUST 30th

Participants are required to schedule a mentoring and evaluation session with an AQHA Professional Horseman in their area. This session is intended to provide an opportunity to discuss and learn about health care, training, management and showing of the horse.

To find an AQHA Professional Horseman visit www.aqha.com and log in to the Member section, then go to Member Access and click on Find A Trainer. If you need help locating a ProHorseman, please contact youth@aqha.org.

The Professional Horseman must complete the following checklist provided by AQHA. The Professional Horseman will then be responsible for confidentially submitting the checklist directly to the AQHA Youth Department by emailing it to youth@aqha.org.

Youth participants are required to complete and submit the form on Page 17. The form should be submitted to AQHU in the Professional Horseman submission folder.

AQHA YOUNG HORSE DEVELOPMENT PROGRAM
PROHORSEMAN CHECKLIST

Dear AQHA Professional Horseman,

Thank you for your assistance evaluating this Young Horse Development participant. Please use your professional judgment to adjust this evaluation for safety considerations, horse/participant ability, surroundings and environment, etc.

Please provide open and constructive feedback, which will be provided directly to AQHA as part of their program evaluation and will not be shared directly with the participant. Contact the AQHA Youth Department with questions at 806.378.4330 or youth@aqha.org.

Member's Name: _____ AQHYA I.D. #: _____

Horse's Name: _____ Registration #: _____

To be completed by an AQHA Professional Horseman:

Please circle your responses below. Use the space at the end of the form for any additional comments. Thank you for your support of the Young Horse Development Program.

General Information:

Yes No The member can explain his/her horse's pedigree.


Yes No The member has a goal in mind for how they plan to use his/her horse.

What is his/her goal? _____

(continued on next page)

Parts of the Horse:

Yes No The member can identify and correctly name the parts of the horse (see figure below).



Feeding and Health:

The overall condition of the horse is (circle one): Excellent Good Thin Poor

Comments: _____

Yes No The member can explain his/her feeding program for the horse.

Hay _____

Grain _____

Supplements _____

Water _____

Yes No In your opinion, does it appear the horse's nutritional needs are being met?

Additional comments: _____

Yes No The member can explain his/her horse's health program, including what they have done and how often.

Vaccinations _____

Deworming _____

Foot Care _____

Dentistry _____

Health paper requirements (i.e. for transport) _____

Yes No In your opinion, does it appear the horse's health requirements are being met?

Additional comments: _____

Exercise and Training:

Yes No The member can explain his/her horse's exercise program, including what they have done and how often.

Type of exercise _____

Duration per session _____

Sessions per week _____

Yes No In your opinion, does it appear the horse's requirements are being met?

Additional comments: _____

Yes No The member can demonstrate or explain catching his/her horse safely.

Yes No The member can demonstrate or explain haltering his/her horse properly.

Yes No The member can lead the horse safely at the walk.

Yes No The member can lead the horse safely at the jog or trot.

Yes No The member can pick up the horse's feet safely and clean the hooves.

The condition of the horse's feet is: Excellent Good Satisfactory Poor

Yes No The horse will stand tied safely.

Yes No The member ties his/her horse properly and safely.

Yes No The horse will lunge both directions.

Yes No The horse will load and unload in a trailer.

Showing:

The member is required to show his/her horse in halter or showmanship by August 15th.

Yes No The member has a proper understanding of how to groom and present the horse for showmanship.

Yes No The horse knows how to set up properly for showmanship and halter.

Yes No The member understands how to properly fit a halter for showing in showmanship or halter.

Professional Horseman's Comments and Recommendations:

Top three priority areas the youth should focus on with his/her foal:

1. _____
2. _____
3. _____

Additional comments: _____

Professional Horseman's Signature: _____ **Date:** _____

PROFESSIONAL HORSEMAN CHECKLIST

DUE DATE AUGUST 30th

To be completed by youth participant:

Member's Name: _____ AQHYA I.D. #: _____

Professional Horseman's Name: _____ AQHYA I.D. #: _____

Session Date: _____

Session Location (City, State): _____

Tell us about the Professional Horseman who helped you (i.e. interests, horsemanship experience, industry involvement, career, etc.):

List three recommendations and/or things you learned from your Professional Horseman session:

1. _____
2. _____
3. _____

After your evaluation with the Professional Horseman, what are the top three priority areas you are going to focus on with your horse:

1. _____
2. _____
3. _____

8. COMPETITION & SHOW MANAGER REPORT

DUE DATE AUGUST 30th

Competition

Participants are required to take their horse to a show by August 15th and compete in either a halter or showmanship class. The show can be an AQHA, 4-H, FFA, or other local show in the participant's home state/province.

The horse's placing at the show will not affect the YHD evaluation or awards.

Essay

Participants must also complete a 500-word essay describing their experience competing with their horse.

Show Manager Authorization Report

Show management must verify the participation by signing the Show Manager Authorization Form on the following page.

Submit the completed essay and report form to AQHU in the Competition & Show Manager Report submission folder.

AQHA YOUNG HORSE DEVELOPMENT PROGRAM
SHOW MANAGER AUTHORIZATION FORM

Member's Name: _____ AQHYA I.D. #: _____

Horse's Name: _____ Registration #: _____

Show Name: _____

Location of Show (City, State): _____

Type of Show (Novice, Introductory, Youth, Open, etc.): _____

Classes Shown: _____

Show Manager's Signature: _____ Date: _____

***Note: Remember to complete 500-word essay on your competition experience (pg. 18)**

10. GROWTH CHART

DUE DATE SEPTEMBER 30th

Measure your horse each month and track his growth below.

Taking Measurements

Body Length measurement is taken from the point of the shoulder to the point of the buttocks. Heart Girth measurement is taken around the midsection, immediately behind the elbow and withers.

Estimate weanling weight using this formula: $(\text{Body Length} \times \text{Heart Girth} \times \text{Heart Girth}) / 280 =$ Weight in pounds.

Estimate yearling weight using this formula: $(\text{Body Length} \times \text{Heart Girth} \times \text{Heart Girth}) / 301 =$ Weight in pounds.

Height measurement is taken by standing the horse squarely on all four feet with the front feet even with each other, back feet even with each other, and the horse standing naturally and squarely underneath itself. Measure from the top of the withers, down the front leg, straight to the ground.

Next, divide the total inches by 4 to calculate the number of hands. Note: A fraction of a hand is noted as the inches after the number of hands. For example, 16.1 refers to a horse that measures 16 hands plus 1 inch, or 65 inches.

See Growth Chart assignment on following page.

GROWTH CHART

NAME: _____

MONTH	DATE	BODY LENGTH (INCHES)	HEART GIRTH (INCHES)	WEIGHT (POUNDS)	HEIGHT (HANDS)
January					
February					
March					
April					
May					
June					
July					
August					
September					
TOTAL GROWTH					

Describe how your horse has grown throughout the program. Were there times you noticed a change in his/her growth? How did that affect your feeding program, health care decisions, or other management of the horse?

NAME: _____

11. PROGRAM SUMMARY INFORMATION

DUE DATE SEPTEMBER 30th

Use the table below to log the total amount of expenses and income you tracked throughout the duration of your project. From your monthly reports, total the time you spent on your project, and calculate the value of your labor at \$8.25 per hour.

Total Income		\$
Total Expenses		\$
Total Revenue From Project	(income - expenses)	\$
Project Duration	January 1- September 30	Weeks
Hours Worked	(from monthly reports)	Hours
Average Hours Per Week	(hours worked/project duration)	Hours/Week
Average Hours Per Month	(hours worked/# months)	Hours/Month
Labor Value	(hours worked x \$8.25)	\$

Question 1. Share your thoughts on the summary information above. Use as much space as you need to fully answer the question.

Question 2. Based on the information above, do you feel the project was justified in terms of outcomes (tangible and intangible) and expenses? Use as much space as you need to fully answer the question.

12. NUTRITION TEST

DUE DATE TO BE ANNOUNCED

A vital part of managing any horse is appropriately meeting their nutritional needs. Needs may vary greatly based on the individual's life stage, exercise regimen, health, and other factors. As part of the YHD Program, you will be tested on your knowledge and understanding of nutrition and its effect on your weanling.

The test will be provided to you following the nutrition webinar (the date for the nutrition webinar will be announced via email shortly after the program begins), along with a list of reference sources. The test must be completed in AQHU by the time and date provided.

13. VIDEO OF IN-HAND TRAIL COURSE

DUE DATE SEPTEMBER 30th

You will be provided with a trail pattern to perform with your horse. To successfully complete the obstacles, you'll need to work with your horse over a period of time and teach him/her the individual elements of the course. As with any trail course, your horse's performance will be judged on the performance of the horse over obstacles, with emphasis on manners, response to the handler, and accuracy. Horses will receive credit for attentiveness to the obstacles, and should work through the course in a relaxed, obedient manner with safety and responsiveness being paramount at all times.

The trail obstacles you use should accurately represent the pattern as shown. They may include commonly found trail items such as poles, a gate, a bridge, and cones. Practicing with these obstacles over a period of time will be important to your horse's success when performing the course on video. If you do not have access to the proper obstacles, you are encouraged to make arrangements to borrow them. If you have questions, please contact youth@aqha.org.

The video can be from a smartphone or other video recorder. The pattern should be recorded in one continuous take and should not be edited together from multiple clips.

The video should be uploaded to AQHU in the In-Hand Trail Course submission folder. Videos should be uploaded to YouTube and the link to the video should be included in the Type Submission box in the AQHU Assignment Submission.

14. ASSIGNMENTS

DUE DATE WILL VARY

AQHA will request your participation in two to four additional assignments throughout the program. These will be shared with you by email, along with a clear explanation of requirements, possible points per assignment, and a due date.

This is our chance to provide opportunities specifically to enrich your experience throughout the year. Assignments may be selected in response to the strengths and weaknesses seen as the program progresses.

15. WILDCARD POINTS

DUE DATE SEPTEMBER 30th

Wildcard points are your chance to take the reins on something additional you'd like to share with us. This can take many forms, and we look forward to seeing what you submit. Have fun with this and know that creativity and effort will be rewarded!

Wildcard ideas include, but are not limited, to:

- A video of your horse performing a skill or trick not otherwise demonstrated in the program. Include a brief talk explaining how you taught the horse the skill or trick.
- Social media posts highlighting your experience throughout this program. Capture a screenshot of the posts and email the screenshot within 24 hours of posting. Each post will be worth a maximum of 1 point.
- Arrange to be a guest speaker and share your YHD experience at a school, 4-H club, FFA chapter, Boy Scout or Girl Scout club, school classroom, or community event. Video the presentation or send photos with captions, plus the notes or outline of your speaking points.
- A photo series of an experience you had with your weanling. Did you take him/her somewhere fun, have a special guest at the barn, learn something really impactful, or do something interesting with him/her? Be sure to caption the photos.
- A creative essay about your experience with your horse, and what you think your future holds.

Wildcard assignments should be submitted AQHU in the wildcard points submission folder. Videos should be uploaded to YouTube and the link to the video should be included in the Type Submission box in the AQHU Assignment Submission. A maximum of 10 wildcard points will be awarded.

16. PARTICIPATION

Participation and dedication to the program will be rewarded. Participation points will be awarded to participants at staff's discretion.

Examples of opportunities to earn participation points may include but are not limited to: exceptional achievement with an assignment (going above and beyond requirements), demonstration of a positive attitude, regular communication with breeder and/or staff, active engagement on the group Facebook page, assistance and encouragement to other participants, service and representation of AQHA.

17. THANK YOU NOTE TO RANCHING HERITAGE BREEDER # 2

DUE DATE SEPTEMBER 30th

Just as you did at the beginning of the program, it's time to say thank you to your horse's breeder. This time, include a printed photo of you with your horse. Additionally, please share with them an existing video assignment (see instructions below).

- **Write a handwritten thank you note to your weanling's breeder. Enclose a photo of you with your horse. Put the note in an unsealed, stamped envelope addressed to the breeder. Enclose that in an outer envelope and mail it to:**

AQHA, Attn: Youth Department
P.O. Box 200
Amarillo, TX 79168

- **In AQHU, log the date you mailed your thank you note to AQHA.**
- **Email your breeder the link to an existing video assignment (i.e. In-Hand Trail video or another completed video assignment) and carbon copy youth@aqha.org on that email. This email must also be sent by September 30.**